



## Finreon Swiss Equity IsoPro®

31/01/2025

### Strategy

The investment universe of Finreon Swiss Equity IsoPro® includes 75 of the largest stocks of the Swiss equity market. In a first step, equal weights are applied to all positions (Iso). In a second step, the weights are optimized towards the minimum-variance portfolio (Pro). The strategy follows a quantitative approach.

The characteristics of the Finreon Swiss Equity IsoPro® strategy ensure a broad diversification. Concentration risks are explicitly avoided. The return and risk can therefore deviate from the Swiss Performance Index (SPI). The total risk born by the investor is similar to a well diversified Swiss equity investment.

### Current month

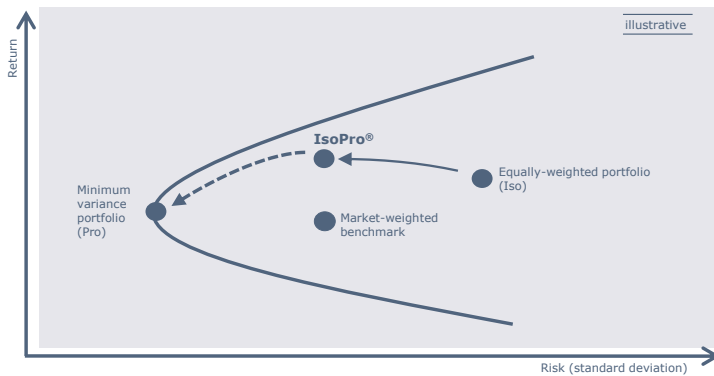
#### Comment

The Finreon Swiss Equity IsoPro® strategy achieved a return of 6.8% in January and thereby underperformed the SPI, which achieved 8.2%.

The relative performance of IsoPro® is partly driven by avoiding cluster risk and thus underweighting large capitalization stocks. Moreover, due to the optimization part, stocks with low volatility and low correlations are overweighted and the portfolio exhibits defensive characteristics.

	Swiss Equity IsoPro®	SPI
Return current month	6.8%	8.2%
Return year-to-date	6.8%	8.2%

### IsoPro® concept



- IsoPro® combines the benefits of equal weighting (Iso) and optimization (Pro)
- Starting with an equal weighting a quantitative optimization shifts the portfolio towards the minimum-variance portfolio
- Liquidity, tradability and transaction costs of the stocks are taken into account
- The non-linear weights between minimum variance and equal weighting are calibrated to achieve a long-term volatility similar to the benchmark
- Maximum weight per single stock is 5%
- Optimized and efficient weights on single stock level

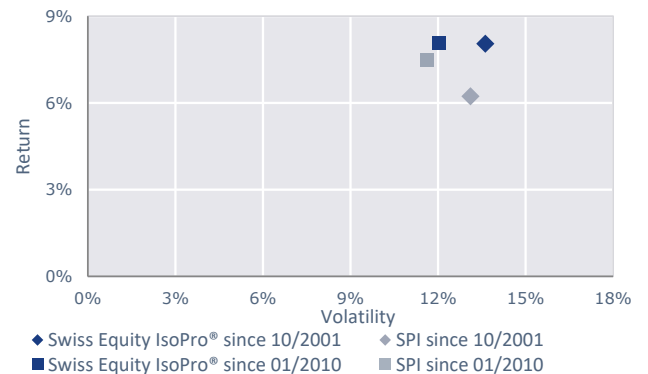
### Return / risk figures

	10/2001 - 01/2025		Since inception (01/2010)	
	Swiss Equity IsoPro®	SPI	Swiss Equity IsoPro®	SPI
Return p.a.	8.0%	6.2%	8.1%	7.5%
Volatility	13.6%	13.1%	12.0%	11.6%
Sharpe Ratio	0.62	0.51	0.73	0.70
Downside volatility <sup>1</sup>	9.2%	9.0%	7.7%	7.4%
Upside volatility <sup>1</sup>	10.2%	9.6%	9.5%	9.2%
Correlation <sup>2</sup>	0.92	n.a.	0.92	n.a.
Downside correlation <sup>2,3</sup>	0.86	n.a.	0.83	n.a.
Upside correlation <sup>2,3</sup>	0.78	n.a.	0.83	n.a.
Max. drawdown	-45.5%	-48.8%	-25.4%	-19.9%
Positive months	62.9%	61.4%	63.3%	61.1%

### Performance



### Return / risk



All figures are annualized. Backtesting is based on Total Return data.

Performance Finreon Swiss Equity IsoPro®: Composite net returns from mandates since 01/2010, Fund Class-D since 02/2014.

1) Average negative (downside volatility) or positive (upside volatility) deviation of returns from zero.

2) Reference value is the benchmark. 3) Correlation for periods when benchmark shows negative (downside) resp. positive (upside) returns.



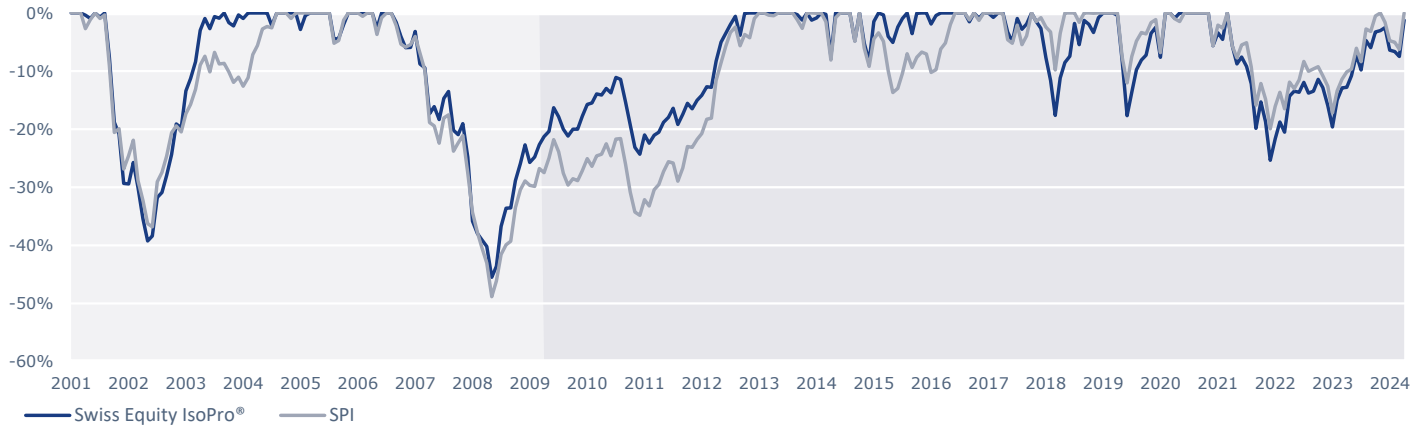
## Monthly returns in %

	Jan	Feb	Mar	Apr	May	Jun	Jul	Aug	Sep	Oct	Nov	Dec	YTD
2008	-8.8	1.5	-2.7	4.5	1.4	-7.7	-1.0	2.4	-7.2	-14.6	-3.3	-1.8	-32.8
2009	-1.8	-8.9	3.5	12.1	4.9	0.1	7.1	4.1	4.3	-3.9	1.3	2.9	27.0
2010	1.7	1.2	5.1	-1.9	-2.6	-1.5	1.5	0.0	2.7	2.5	0.3	1.8	11.3
2011	-0.3	1.3	-0.9	3.1	-0.4	-4.4	-4.7	-4.8	-1.6	4.4	-1.8	1.8	-8.3
2012	0.7	2.1	1.1	1.9	-3.3	2.2	2.3	-1.1	1.8	1.0	1.7	-0.1	10.5
2013	5.2	3.6	1.6	1.5	1.5	-3.3	4.0	0.3	2.8	3.5	0.9	1.1	24.8
2014	0.4	3.9	1.1	1.8	1.5	-0.3	-1.0	2.4	-1.2	0.4	3.0	-0.2	12.2
2015	-7.2	10.1	1.7	1.2	1.3	-4.8	6.6	-5.2	-3.3	7.5	3.1	-0.3	9.4
2016	-3.7	-1.1	2.8	1.5	3.5	-3.5	3.6	1.5	0.7	-1.9	1.5	3.1	7.9
2017	2.0	3.9	2.6	5.0	2.3	-1.5	2.4	-0.9	3.5	3.2	-0.8	1.6	25.8
2018	1.6	-3.3	-1.8	4.3	-1.9	0.9	2.8	-1.5	-1.2	-5.2	-4.2	-6.8	-15.6
2019	7.8	3.0	1.2	6.1	-3.7	4.4	-0.7	-1.4	2.7	2.1	3.4	1.4	29.0
2020	-0.4	-7.8	-10.3	4.9	4.5	1.8	0.9	4.0	1.1	-5.3	10.2	3.3	5.1
2021	-0.9	1.0	7.0	1.3	3.6	3.3	3.1	1.6	-5.6	2.4	-1.2	5.0	21.9
2022	-5.6	-3.3	1.3	-1.7	-3.3	-8.7	5.7	-4.0	-8.2	5.0	3.7	-2.2	-20.5
2023	7.8	1.0	-0.2	2.0	-2.1	0.4	2.4	-1.6	-3.5	-4.4	5.8	2.5	9.6
2024	0.1	2.3	4.1	-2.8	5.6	-1.3	2.9	0.3	0.6	-4.0	-0.2	-0.9	13.4
2025	6.8												6.8

YTD: year-to-date

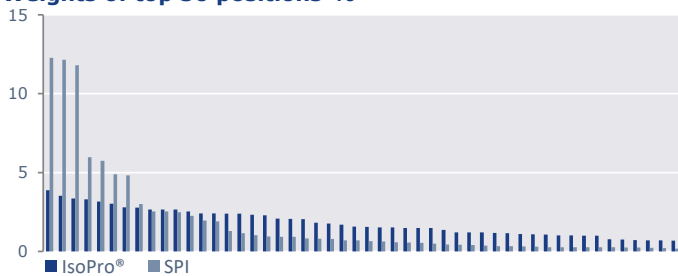
● Finreon Swiss Equity IsoPro® composite net returns from mandates since 01/2010, Fund Class-D since 02/2014.

## Maximum drawdown



## Current portfolio characteristics

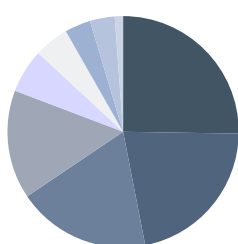
### Weights of top 50 positions %<sup>1</sup>



### Top 5 positions in %

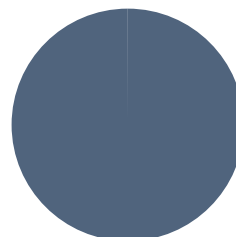
IsoPro®		SPI	
Roche	3.9	Nestlé	12.3
Swisscom	3.5	Roche	12.1
Zurich Insurance	3.4	Novartis	11.8
Novartis	3.3	UBS	6.0
Swiss Re	3.2	Richemont	5.8
Total	17.2	Total	47.9

### Sectors in %



- 25.3 Industrials
- 21.7 Financials
- 18.6 Health Care
- 15.2 Consumer Goods
- 6.1 Technology
- 4.9 Basic Materials
- 3.6 Telecommunication
- 3.5 Real Estate

### Asset classes in %



- 100.0 Equities
- 0.0 Cash & equiv.

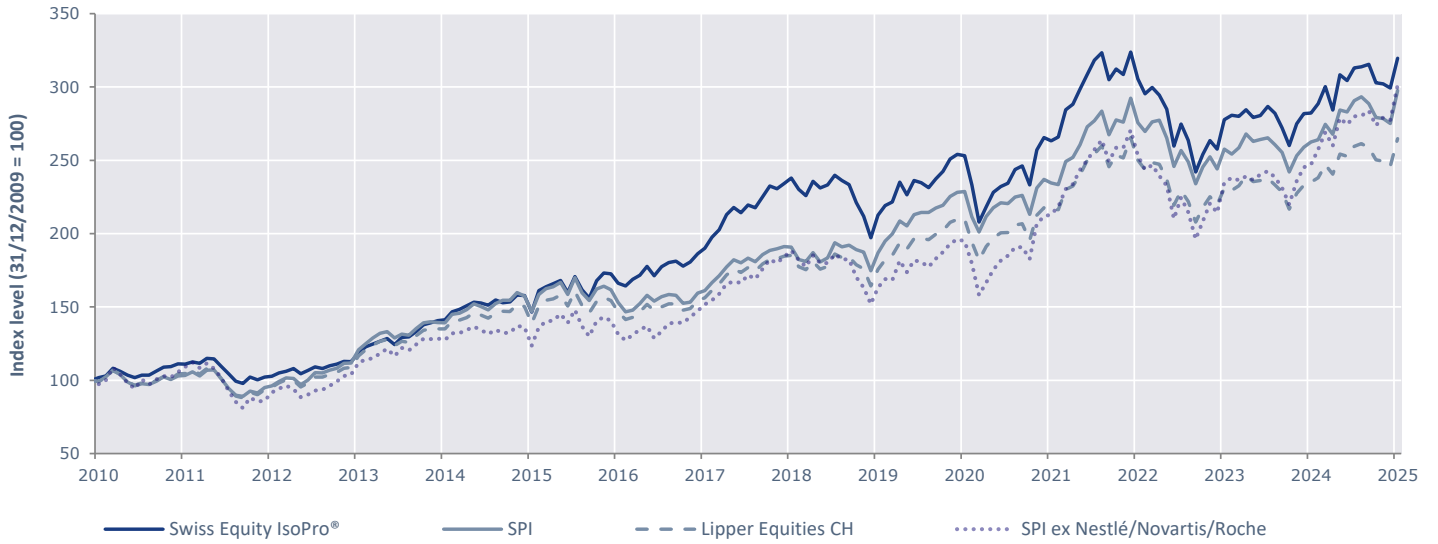
Performance Finreon Swiss Equity IsoPro®: Backtesting until 12/2009, composite net returns from mandates since 01/2010, Fund Class-D since 02/2014.

1) Weights of the largest 50 positions in the IsoPro® portfolio, the SPI index, respectively; top 5 positions are explicitly reported adjoining.



**Concentration risk**

Particularly since the middle of 2011 the largest constituents of the SPI - Nestlé, Novartis and Roche - showed a very strong performance. In order to avoid concentration risks, they are, however, significantly underweighted in Swiss Equity IsoPro®.





## Investment opportunities

The Finreon Swiss Equity IsoPro® strategy can be accessed by qualified investors through both investment mandates and collective investment schemes. Please contact us for further information about our mandate solutions. Information about the fund and the individual share classes can be found below:

Fund		Share classes			
<b>Investment advisor</b>	Finreon Ltd, St.Gallen	<b>Investor types</b>	Class-A Private and qualified investors	Class-C Private and qualified investors	Class-D Qualified investors only
<b>Investment manager</b>	St.Galler Kantonalbank	<b>Conditions</b>	-	> CHF 500'000 <sup>1)</sup>	> CHF 5m <sup>2)</sup>
<b>Fund management</b>	1741 Fund Solutions AG	<b>ISIN</b>	CH0127799929	CH0127799937	CH0210244213
<b>Custody bank</b>	Bank Julius Bär	<b>Valor</b>	12779992	12779993	21024421
<b>Structure</b>	Fund according to Swiss Law, FINMA-regulated	<b>Bloomberg</b>	SGKFSEA SW	SGKFSEC SW	SGKFSEG SW
<b>Marketing licence</b>	Switzerland, Germany	<b>Currency</b>	CHF	CHF	CHF
<b>Benchmark</b>	SPI	<b>Distribution policy</b>	distributing	distributing	distributing
<b>Fund AuM</b>	CHF 303.92m	<b>All-in fee p.a.</b>	1.50%	0.75%	to be agreed individually
<b>Total AuM</b>	CHF 1382.28m	<b>Inception date</b>	28/10/2011	28/10/2011	31/01/2014
<b>Liquidity and remarks</b>	daily; physical equity investment, no sec lending, no leverage/short-selling	<b>NAV</b>	240.37	249.53	190.75

1) The investor must have concluded a discretionary mandate agreement with St.Galler Kantonalbank Ltd (SGKB) or the minimum investment is > CHF 500'000.

2) The investor must have concluded a discretionary mandate agreement with St.Galler Kantonalbank Ltd (SGKB) and the minimum investment is > CHF 5m.

## SVVK-ASIR Compatibility

Finreon funds do not invest in companies involved in the development or manufacture of nuclear weapons, biological and chemical weapons, anti-personnel mines and cluster munitions. We are guided by the exclusion list of the Swiss Association for Responsible Investment (SVVK - ASIR).

## Contact

Finreon Ltd.  
Oberer Graben 3  
CH-9000 St.Gallen  
Tel.: +41 71 230 08 06  
E-mail: info@finreon.ch

### Legal disclaimer

This document only serves for advertisement purposes. This document herein was produced by Finreon AG (hereafter «Finreon») with the greatest of care and to the best of its knowledge and belief. Finreon provides no guarantee with regard to the content and completeness of the information and does not accept any liability for losses that might arise from making use of the information. The information and views expressed herein are those of Finreon at the time of writing and are subject to change at any time without notice. If nothing is indicated to the contrary, all figures are unaudited. This document is provided for information purposes only and is for the exclusive use of the recipient. It does not constitute an offer or a recommendation to buy or sell financial instruments or banking services and does not release the recipient from exercising his/her own judgment. The recipient is in particular recommended to check that the information provided is in line with his/her own circumstances with regard to any legal, regulatory, tax or other consequences, if necessary with the help of a professional advisor. This document may not be reproduced, neither in part nor in full, without the written permission of Finreon. It is expressly not addressed to persons whose nationality or place of residence prohibit the particularly access to such information under applicable legislation. Neither this information nor any copy thereof may be sent, taken into or distributed in the United States or to any U. S. person (within the meaning of Regulation S under the US Securities Act of 1933, as amended). Every investment involves risk, especially with regard to fluctuations in value and return. Investments in foreign currencies involve the additional risk that the foreign currency might lose value against the investor's reference currency. Historical performance indications and financial market scenarios are no guarantee for current or future performance. Performance indications do not consider commissions levied at subscription and/or redemption. Furthermore, no guarantee can be given that the performance of the benchmark will be reached or outperformed. The product described is an umbrella Fund under Swiss law of the type "other funds for traditional investments" For non-qualified investors within the meaning of the CISA (Article 10 CISA) and the Ordinance on Collective Investment Schemes (CIS) (Article 6 CISC). The target group of investors may also be restricted in the fund contract for specific subfunds or unit classes. Finreon acts as a FINMA approved distributor of the product described in this document. Finreon receives compensation for sales thus potential conflicts of interest cannot be ruled out. More detailed information regarding this topic and the fees charged to the fund's assets and the issuing and redemption commissions can be found in the relevant fund documents. Subscriptions for investments to the funds mentioned in this document are only possible on the basis of the relevant prospectus, the simplified prospectus and/or the Key Investor Information Document (KIID) and the annual and semi-annual reports. The fund documents and the annual and semi-annual report may be obtained free of charge from 1741 Fund Solutions Ltd. or from any branch of 1741 Fund Solutions Ltd. in Switzerland or from Finreon.